




MATERIAL AND FINISH:
 Insulator: Polycarbonate, UL-94V-0 rated
 Contacts: Brass, Nickel plated

ELECTRICAL SPECIFICATIONS:

Inlet Current rating: 10 A 
 Fuse Holder Current rating: 6A  10A 
 Voltage rating: 250 VAC
 Insulation resistance:
 100 Mohm min. at 500 VDC
 Dielectric withstanding voltage:
 2000 VAC for one minute

ORDERING CODE:

42R32-1
 1 2 3




1) COLOR

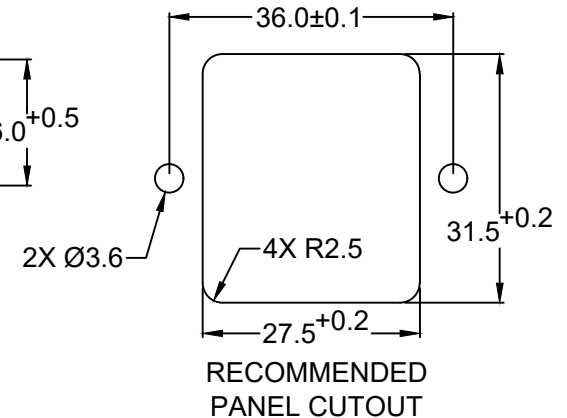
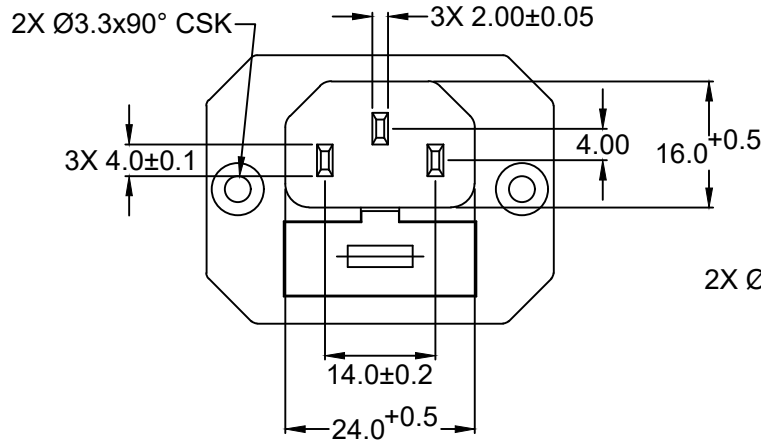
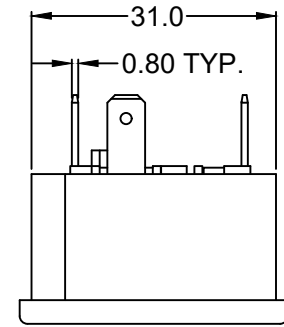
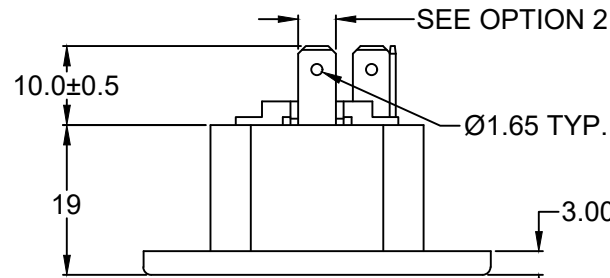
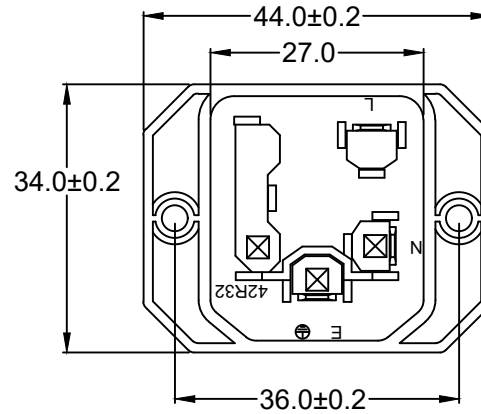
- 1 = BLACK
- 2 = GRAY

2) TERMINAL OPTIONS

- 1 = .187(4.8)
- 2 = .250(6.3)

3) ELECTRICAL CIRCUIT CONFIGURATION

- 1 = 10A 250V 70°C
2+GROUND 
- 2 = 10A 250V 120°C
2+GROUND 
- 4 = 10A 250V 70°C
2 POLE 



REVISIONS	CHANGE	CHK	CHK	APPR
	DATE	12/14/21		
	REV	A		

RoHS COMPLIANT

TOLERANCE UNLESS OTHERWISE SPECIFIED			
X	± 1		
X.X	± 0.4		
X.XX	± 0.20		
DRAWN BY	GQ	DATE:	09/09/01
CHECK BY	TD	DATE:	09/11/01
APPR BY	PB	DATE:	09/11/01

Power Dynamics, Inc.
 Phone: 973 560-0019 Whippany, New Jersey Fax: 973 560-0076

PART: IEC 60320 SINGLE FUSE HOLDER APPL. INLET;
 QUICK CONNECT TERMINALS; SIDE FLANGE

42R32-1XXX

SIZE: A SCALE: NTS

ALL DIMENSIONS FOR REFERENCE ONLY
 DIMENSIONS ARE IN MILLIMETERS

SHEET 1 of 1
 REV: A